

# Limak Energy



Generation



Distribution



Sales



Trading

## Limak Enerji

*Sizin Enerjiniz*



**Özdemir Family**  
**%50**

**Bacaksız Family**  
**%50**

## **Limak Holding**



**Energy**



**Construction**



**Transport and  
Logistics**



**Beverage**



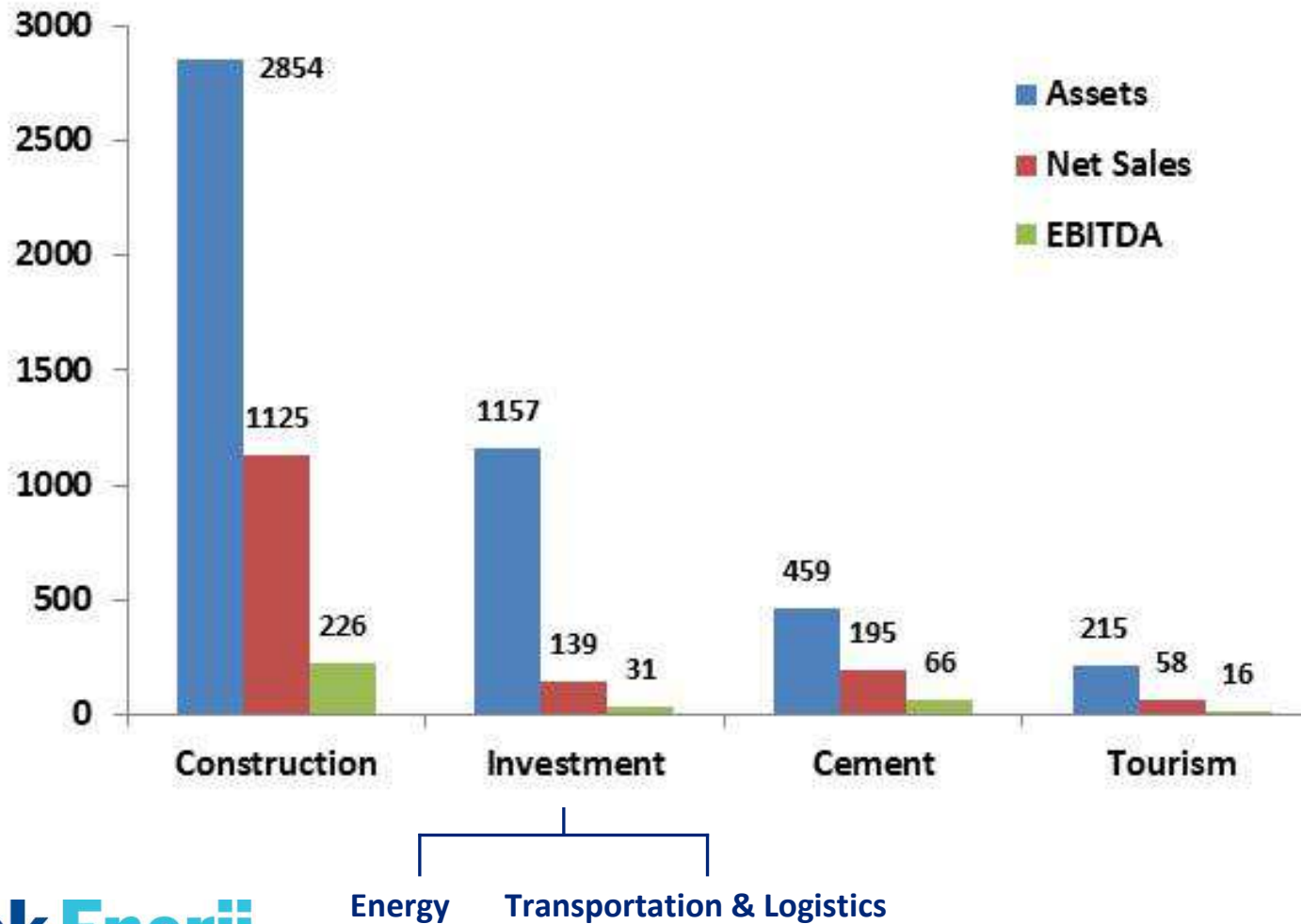
**Cement**



**Tourism**

# Limak Holding 2010 Financials

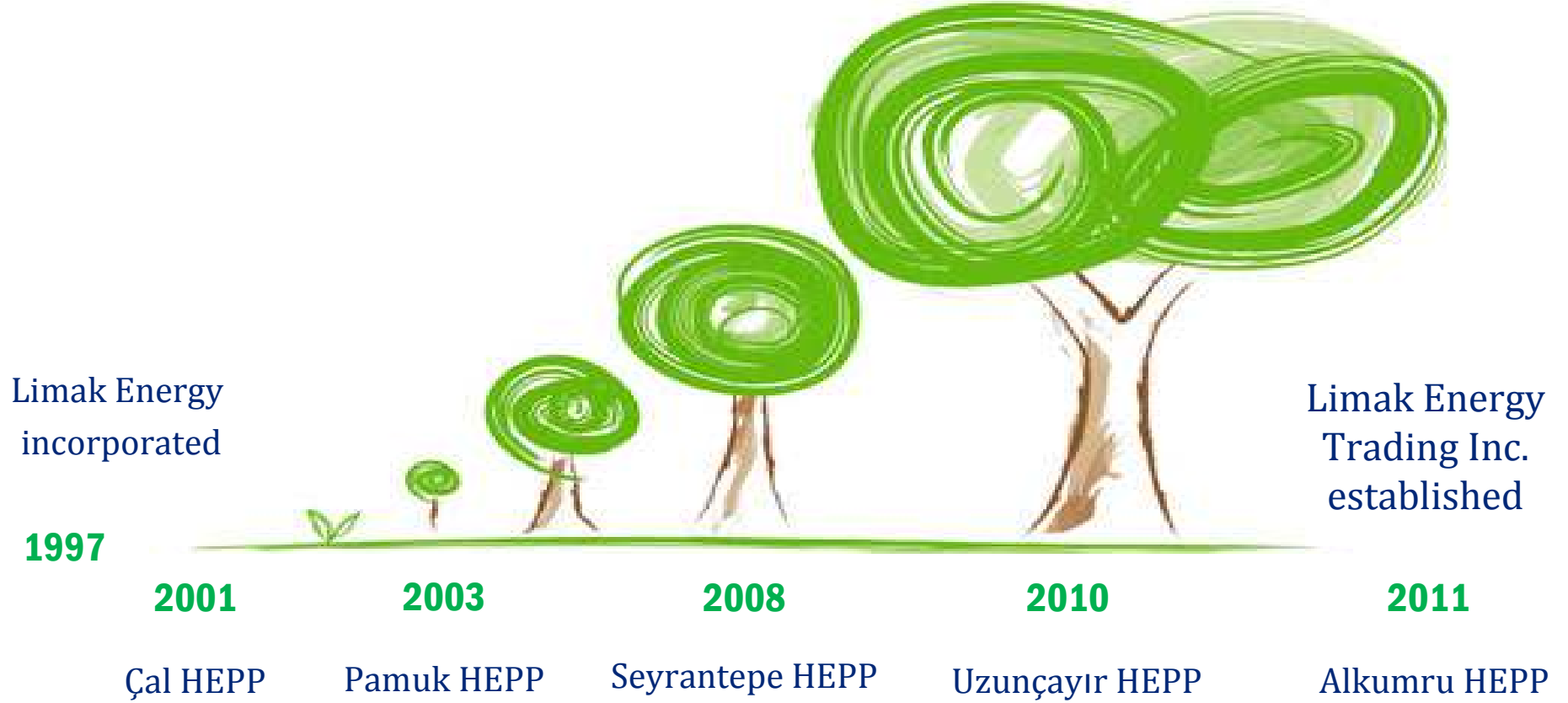
Mio Eur



# Power



# Milestones



DisCo Privatization



# Generation

---

- 430 MW installed capacity with 5 Dams and HEPP
- 1,6 Billion kWh/year energy generation
- 626 MW PP under construction

## Alkumru HEPP

March 2011

Installed Cap.: 266 MW

Generation: 1.000 GWh



## Uzunçayır HES

Nisan 2010

Installed Cap.: 84 MW

Generation: 281,2 GWh



## Pamuk HEPP

October 2003

Installed Cap.: 24 MW

Generation: 86,3 GWh

## Seyrantepe HES

Ekim 2008

Installed Cap.: 53 MW

Generation: 220,6 GWh



## Çal HES

2001

Installed Cap.: 2,2 MW

Generation: 12 GWh



# Projects Under Construction

---



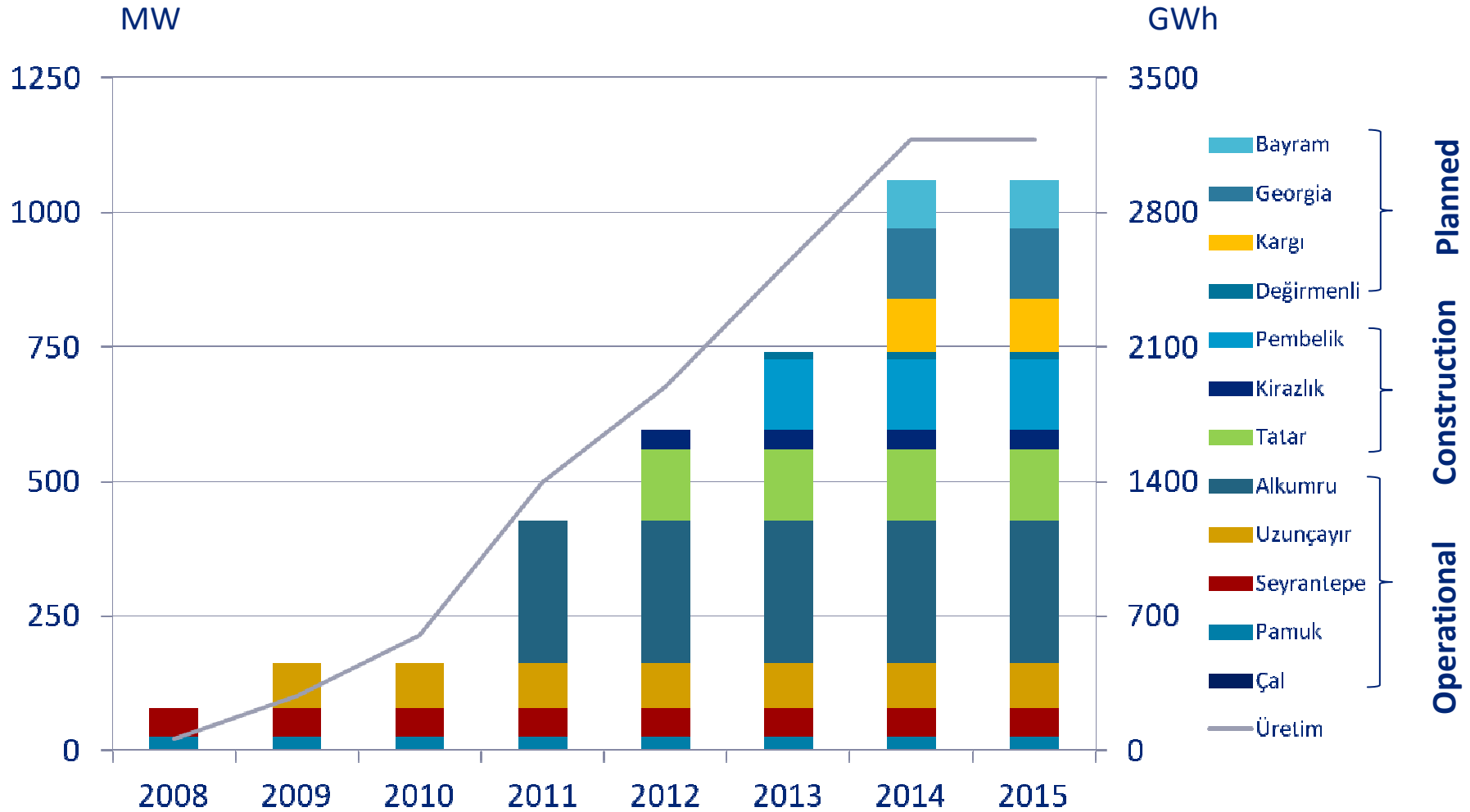
Pembelik DAM and HEPP  
Planned Capacity 130 MW

Kirazlık DAM and HEPP  
Planned Capacity 45 MW



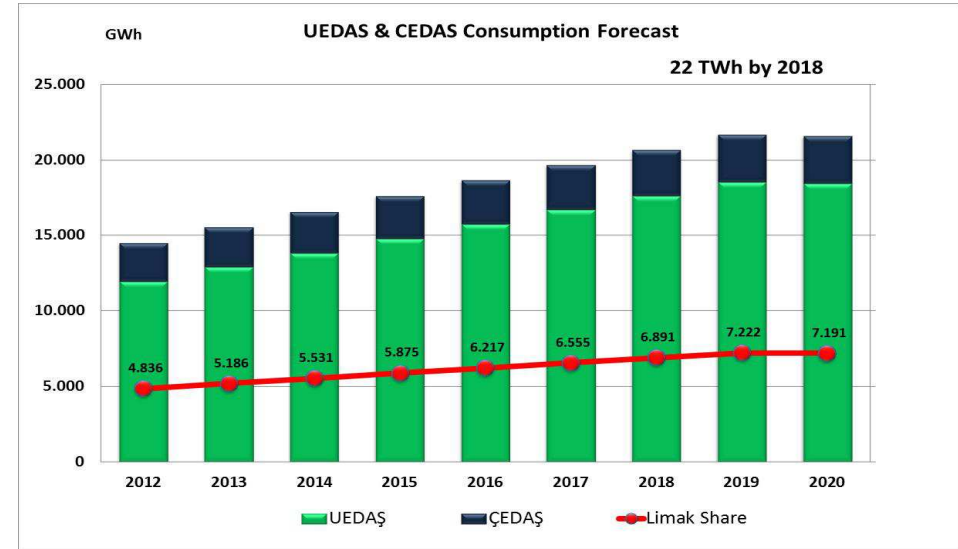
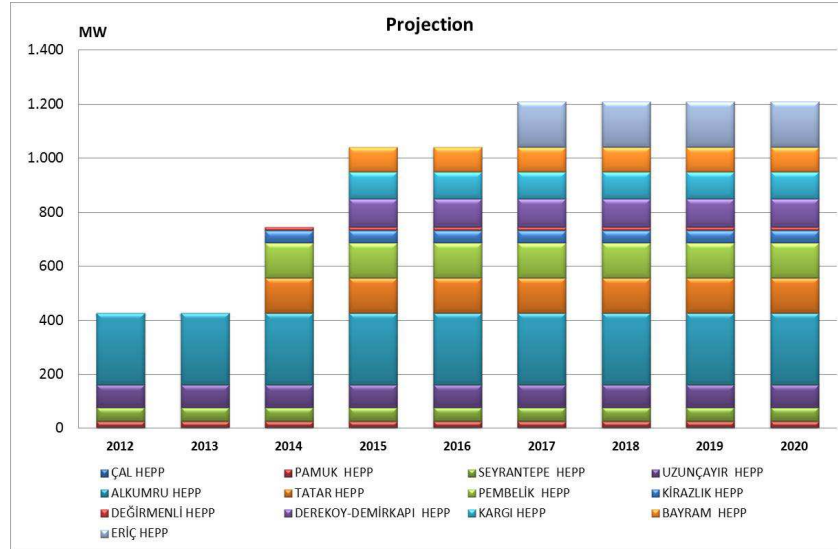
Tatar DAM and HEPP  
Planned Capacity 131 MW

# Installed Capacity Projection





# Growth Projection



## Limak Current Status

- Capacity ( 2012 ) : 427 MW ( Operational )
- Source : Hydroelectric

## Limak Projection

- Current Projects : 1200 MW ( Total )

## 2012 - 2020

- UEDAS Growth Rate : 6 %
- CEDAS Growth Rate. : 3 %

## 2020

- UEDAS : 18 TWh/year
- CEDAS : 3 TWh/year
- Total : 22 TWh/year
- Limak Share : 7.2 TWh/year
- Min Baseload : 1000 MW

# 2020 Projection



## 3800 MW additional Capacity

- 600 MW Imported Coal
- 1000 MW Local Lignite
- 1000 MW Natural Gas
- 1000 MW Hydro
- Other Renewables



## 25 TWh Yearly Energy Distribution

- Kosovo DisCo Privatization
- 1000 MW Base Load in Turkey



## New Projects

- Eastern EU Projects
- Pakistan
- Georgia
- Northern Iraq
- Solar Energy



## Energy Trading

- Turkish Power Exchange
- Carbon Trading



## Commodity Trading

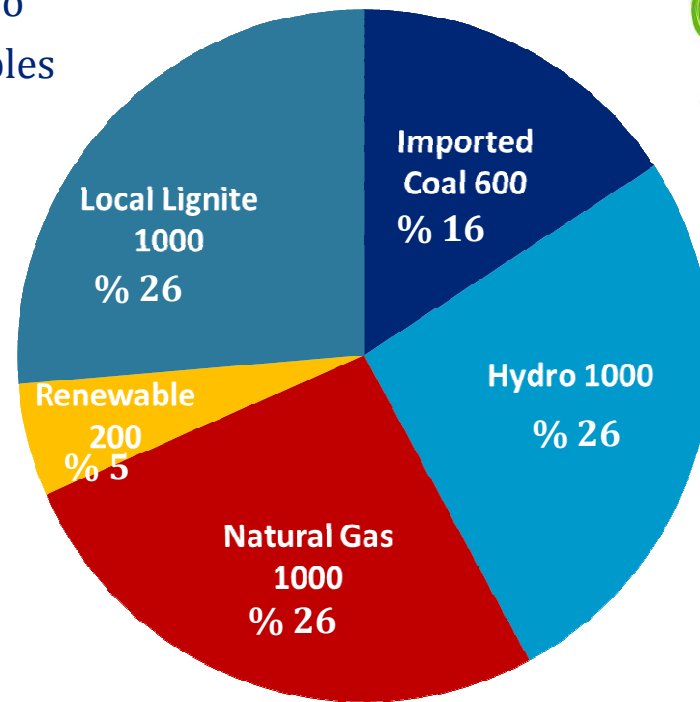

- Natural Gas
- Coal

# 2020 Projection




## 3800 MW additional Capacity

- 600 MW Imported Coal
- 1000 MW Local Lignite
- 1000 MW Natural Gas
- 1000 MW Hydro
- Other Renewables

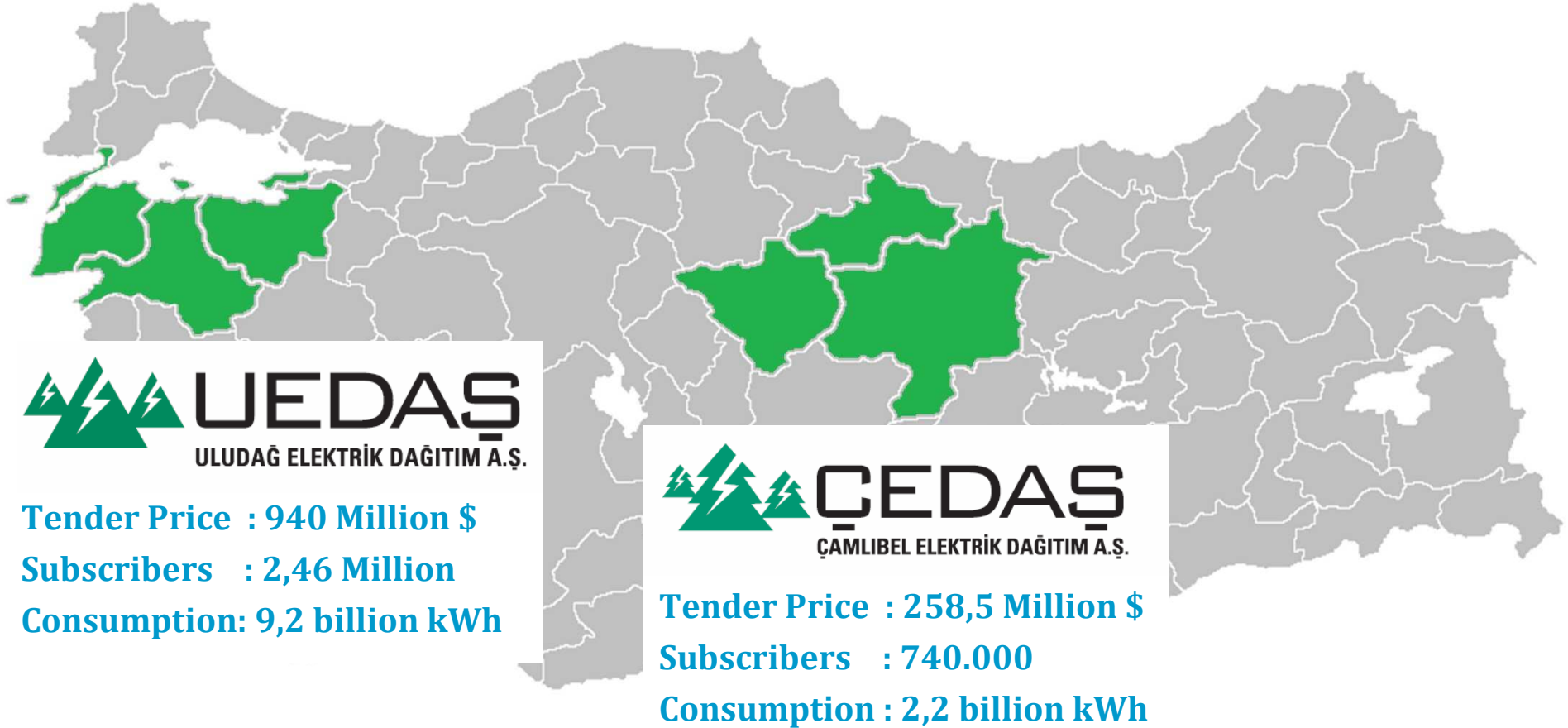


## New Projects

- Eastern EU Projects
- Pakistan
- Georgia
- Northern Iraq
- Solar Energy



# Retail Sales and Distribution



# Activities

---

## Energy Trading

- Within the framework of risk policy and long-term market expectations, Limak Energy engages in energy trading activities. From generation to end users, Limak Energy continuously analyzing and optimizing all energy supply, sales, trading and distribution for operational perfection.



## Cross Border Activities

- After connection of Turkey to ENTSO-E, Limak Energy started cross border electricity trading activities and participating capacity allocation tenders.
- Limak Energy is pioneering efforts to establish Energy Exchange and OTC markets in Turkey. In order to create a competitive, more liquid and transparent market where it is possible to calculate short and long term risks effectively, Limak Energy provides support to international market researches.



**Thank You**